

BRITISH  
COLUMBIA

# British Columbia Provincial Nominee Program

## Statistical Report and Year in Review 2023



BC Provincial Nominee Program

450-605 Robson Street

Vancouver, BC V6B 5J3

Canada

[PNPinfo@gov.bc.ca](mailto:PNPinfo@gov.bc.ca)

Website: [www.WelcomeBC.ca/PNP](http://www.WelcomeBC.ca/PNP)

The central office of the BC Provincial Nominee Program is located on the territory of the Squamish, Musqueam, and Tsleil-Waututh peoples, who have been stewards of this area for many generations.

## Table of Contents

<b>Introduction</b> .....	<b>4</b>
<b>2023: Year in Review</b> .....	<b>5</b>
<b>Program Overview</b> .....	<b>7</b>
Allocations .....	7
Two Program Components: Skills and Entrepreneur Immigration .....	8
Strategic Objectives .....	8
Key Performance Measures .....	9
<b>Skills Immigration (SI)</b> .....	<b>14</b>
The Registration Pool and Invitations to Apply (ITAs) .....	15
Skills Immigration Decisions .....	16
Nominations .....	17
Strategic Initiatives and Priority Occupations .....	18
Geographical Origins of Nominees .....	20
Occupations .....	21
Regional Distribution .....	22
Salary .....	24
<b>Entrepreneur Immigration (EI)</b> .....	<b>28</b>
Registration, Qualification, and ITAs .....	29
Application Intake .....	31
Work Permit Stage Processing .....	32
Nomination Stage .....	32

# Introduction

In 2017, the British Columbia Provincial Nominee Program (BC PNP) began to produce an annual statistical report to share key program statistical results. Starting with the 2022 edition, the report was expanded into the BC PNP Statistical Report and Year in Review, which provides both an overview of key program statistics, performance measures, and information about the program’s activities.

Like other recent editions, the 2023 edition is organized so that each program component (Entrepreneur Immigration and Skills Immigration) has its own section, using an explanatory narrative to highlight their unique characteristics. Much of the statistical information is presented in the form of pie or line charts or diagrams, using visuals to convey the results of a complex program.



## 2023: Year in Review

Building on a year of change and growth in 2022, the BC PNP continued to expand in 2023. The program nominated an all-time high of 8,200 individuals for permanent residence. It also expanded the use of its capacities for targeted strategic selection that will support B.C.'s sector-specific economic needs in the years to come.

In 2022, the BC PNP expanded its use of adaptable, targeted draws of invitations to apply for occupations that are aligned with strategic government priorities. The program also made significant changes to the way points are awarded to potential Skills Immigration applicants. These changes increased the emphasis on factors such as education and language skill and awarded more points to candidates with jobs located outside of Metro Vancouver.

Although these changes were implemented in November 2022, the program continued to mainly process files that had already been submitted until early 2023. For that reason, the full impact of these changes was not yet noticeable in 2022 program statistics. The 2023 statistics clearly demonstrate that the greater emphasis on points for candidates outside of Metro Vancouver has significantly increased the number of workers in regional communities, to more than a third of all nominees. At the same time, more than half of nominees were working in an occupation that the program has specifically prioritized as being strategically important to B.C.'s economy.

**More than a third of workers nominated in 2023 are based in regional communities.**



In 2023, the BC PNP continued to prioritize healthcare, childcare, veterinary care, and technology by using targeted draws for specific occupations in these sectors. In November 2023, the program added construction as a sector priority to help ensure that British Columbia's construction companies have the labour they need to accelerate the creation of new housing.

Also in November, the program received approval to transition the Entrepreneur Immigration Regional Pilot into an ongoing regional stream. This transition means that the BC PNP will continue to offer a stream that plays an important role in the program's broader efforts to support the economic development and labour market needs of regional communities around the province.

The BC PNP continues to prioritize program integrity and anti-fraud measures. New policies and processes are continually implemented to mitigate, detect, and deter fraud. The program is also working on improving public awareness about fraud schemes and scams. These issues are highlighted on the WelcomeBC website which also provides information on how fraud can be reported.

**The BC PNP began  
prioritizing key construction  
occupations in 2023.**



## Program Overview

The British Columbia Provincial Nominee Program (BC PNP) was created in 2001 to strategically select and nominate a limited number of prospective immigrants for permanent residence status in Canada. B.C. provincial nominees can apply to Immigration, Refugees and Citizenship Canada (IRCC) for permanent resident status for themselves and their dependants.

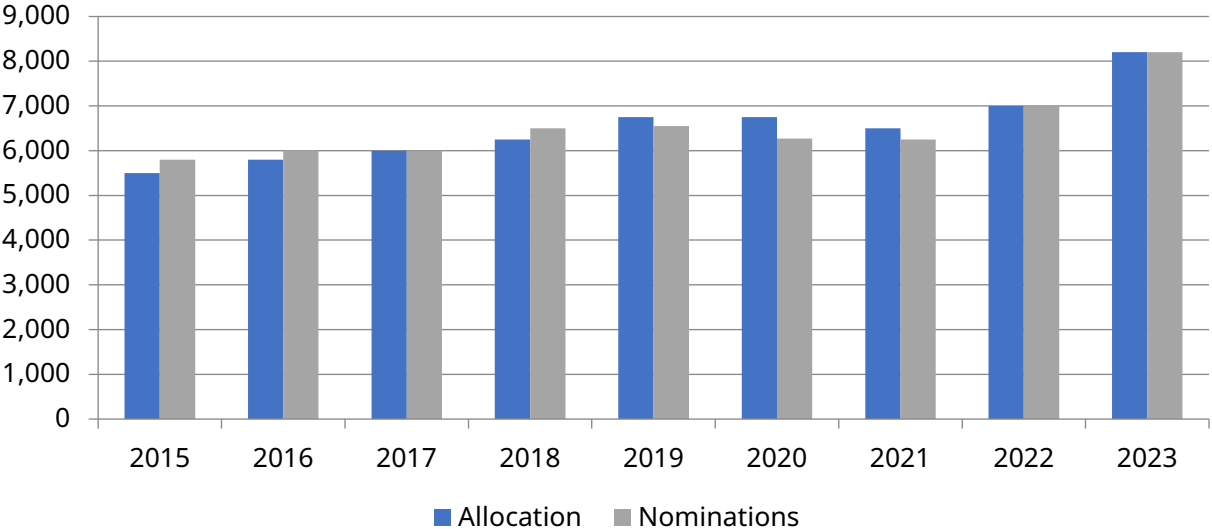
The BC PNP is the Province’s only tool to directly select economic immigrants who will be coming to B.C. to live and create economic benefit by working in a job or operating a business. It is governed by the [Canada-British Columbia Immigration Agreement \(CBCIA\)](#) and the [Provincial Immigration Programs Act](#).

## Allocations

Each year, IRCC considers requests from provinces and territories that have a nominee program and allocates a specific number of nominations to each jurisdiction. For 2023, B.C. requested, received, and fully used an allocation of 8,200 nominations.

As the chart below indicates, the program generally uses its entire nomination allocation, with the most notable exceptions during the COVID-19 pandemic period (2020 and 2021).

**Table: BC PNP Allocations and Nominations, 2015-23**



## Two Program Components: Skills and Entrepreneur Immigration

The BC PNP has two main components, each of which takes a unique approach to select immigrants who have the skills and experience needed to contribute to B.C.'s economic development and growth.

**Skills Immigration (SI)** is for workers with the skills, experience, and qualifications needed by B.C. employers.

**Entrepreneur Immigration (EI)** is for experienced entrepreneurs who intend to establish or purchase and actively manage an eligible business in the province.

SI typically accounts for about 99 per cent of BC PNP nominees. The CBCIA allows up to 5 per cent of the program's nominations to be used for EI. The table below shows the nominations made by each program component over the past four years.

Total BC PNP Nominations				
Program Component	2020	2021	2022	2023
Skills Immigration (SI)	6,251	6,213	6,966	8,168
Entrepreneur Immigration (EI)	17	38	34	32
<b>Total</b>	<b>6,268</b>	<b>6,251</b>	<b>7,000</b>	<b>8,200</b>

## Strategic Objectives

The program works to align its program offerings to support government's broader strategic goals.

The BC PNP is helping **deliver more homes for people, faster** by prioritizing workers in occupations that the construction sector needs to succeed with this objective.

The BC PNP helps **strengthen health care and the services people rely on** by selecting workers in key service areas that British Columbians need, such as healthcare, childcare, and veterinary care.

The BC PNP helps **build a stronger, cleaner economy that works better for everyone** by supplementing the workforce in occupations that the domestic workforce cannot fully supply. The program also selects nominees who will encourage regional development by settling in



communities outside of major urban centers, and it selects innovators and experts who will transfer knowledge and skills to British Columbians.

**The BC PNP works to support an economy that is diverse, inclusive, sustainable, and affordable**

**Key Performance Measures**

The BC PNP continues to develop and refine key performance measures so that the program’s contribution to the economic development of British Columbia can be more easily quantified, understood, and reported publicly. Over the past three years, reporting was introduced to provide information about BC PNP nominee wages, regional nominations, and nominations in essential occupations in healthcare and early childhood education. As in last year’s report, these objectives are highlighted and discussed.

The BC PNP supports the StrongerBC: Future Ready Action Plan, which aims to ensure that British Columbia has the skilled labour it needs over the years to come. The program is also supporting the StrongerBC: Good Lives in Strong Communities strategy to ensure rural, interior and coastal communities can attract and retain needed talent into their region. Regional and occupational key performance measures in this section are a vital tool for encouraging strategically important skilled workers to stay in British Columbia over the long run.

For some performance measures, specific quantitative targets continue to be in development for future reporting.

**Performance Objective 1: Wages**

Objective	Performance Measures	Baseline	BC PNP 2023 Data	Target (2024)
The BC PNP selects nominees who are self-sufficient and who help increase wages in their sectors for all workers	Median wage of Skills Immigration (SI) nominees compared to median wage of British Columbians	Median wage for all B.C. workers (\$30.00/hour in 2023)	Median wage for BC PNP SI nominees in 2023: \$34.25/hour	Within reasonable range of the median wage for individual British Columbians

**Discussion:**

The median wage of BC PNP SI nominees in 2023 was \$3.00 per hour higher than the previous year, and \$4.25 above the overall median wage for British Columbia. In recent years, BC PNP nominations have generally targeted higher-skilled workers who bring their specialized knowledge and experience to the province. While the program has also nominated some workers in lower-paid occupations, over 99% of 2023 SI nominees who had a job offer had an hourly wage rate that was greater than the provincial minimum wage.

**Performance Objective 2: Regional Nominations**

Objective	Performance Measures	Baseline	BC PNP 2023 Data	Target (2024)
The PNP selects nominee families who settle into affordable communities outside B.C.’s major urban centres	Skills Immigration (SI) Nominees who are settling outside of Metro Vancouver	21% of SI Nominees outside of Metro Vancouver (2020 level)	34% of the BC PNP’s SI nominees in 2023 were outside Metro Vancouver	At least 30% of SI nominees outside of Metro Vancouver
	Entrepreneur Immigration (EI) Nominees who are settling outside of Metro Vancouver	71% of EI Nominees outside of Metro Vancouver (2020 level)	63% of the BC PNP’s EI nominees in 2023 were outside Metro Vancouver	At least 60% of EI nominees outside of Metro Vancouver

**Discussion:**

The BC PNP is supporting the immigration needs of all regions by increasing the proportion of nominees settling outside of Metro Vancouver (“regional nominees”). The points system for Skills Immigration gives registrants extra points if they will be working outside Metro Vancouver. It also awards additional points to registrants who have experience working or studying in B.C. outside of the Metro Vancouver Regional District, as an incentive to retain workers who have an existing familiarity with or roots in the regions. In 2023, the BC PNP surpassed its SI regional target of 26%, as 34% of SI nominees were based outside of Metro Vancouver. This unexpectedly large percentage was partly due to the strong success of the prioritization of occupations in healthcare and childcare.

In Entrepreneur Immigration, the innovative Regional stream (initially launched as a pilot in 2019) directly involves communities in the selection of regional immigrants. It benefits both communities and immigrants by encouraging immigrant entrepreneurs to settle in smaller communities around the province and to start businesses identified as important to the communities’ economic development strategies. The target of 60% of EI nominee outside of Metro Vancouver includes nominees in both the Regional stream and the EI Base stream.

Additional initiatives are currently being developed to attract and prioritize regional candidates. These will be designed to lead to further improvements over the next few years, moving toward a target of at least 35% of SI nominees residing outside Metro Vancouver by 2026.

**Performance Objective 3: Essential Services**

Objective	Performance Measures	Baseline	BC PNP 2023 Data	Target (2024)
The PNP selects nominees who help deliver essential services with identified shortages	Nominees who are essential service workers in health care and early childhood education	172 nominees in healthcare occupations (2021 level)	779 nominees in prioritized healthcare occupations	Meet or exceed 2023 levels
		90 nominees in early childhood education (2021 level)	842 early childhood educator nominees	Meet or exceed 2023 levels

**Discussion:**

In March 2022, the BC PNP started to prioritize care economy occupations, specifically in the health and childcare sectors. The program made process and criteria changes to support meeting the critical demands for these occupations, which provide important services on which British Columbians depend. As the table above illustrates, the volume of nominees in these areas has increased rapidly, and that trend has continued over the past year. There were 160% more healthcare occupation nominees and 97% more early childhood education nominees in 2023 than in 2022. Workers in veterinary occupations were introduced as a new priority in 2022. More information on their prioritization is available in the section on Strategic Initiatives and Priority Occupations on page 18. As the BC PNP is still evaluating the immediate-term impact of these changes, specific figures for future year targets have not yet been established for these priority occupations.

**842 nominees working in  
early childhood education in  
2023**



To attract and retain international workers to fill critical labour market needs in B.C.

# SKILLS IMMIGRATION



## Skills Immigration (SI)

Skills Immigration is made up of five streams:

- Skilled Worker
- Health Authority
- International Graduate (IG)
- International Post-Graduate (IPG)
- Entry-Level and Semi-Skilled (ELSS)

The Skilled Worker stream is for experienced workers in a professional, management, technical, trade or other skilled occupation. The Health Authority stream is focused specifically on workers employed by the province's public health authorities. The International Graduate and Post-Graduate streams are designed to retain international students (undergraduate and post-graduate) who have come to study at Canadian institutions and who wish to remain in Canada and start their careers in British Columbia. The Entry-Level and Semi-Skilled stream is designed to retain workers in specific occupations in tourism/hospitality, and food processing.

Except for ELSS, all streams have an **Express Entry BC (EEBC)** option. Applicants who use the EEBC option must meet BC PNP criteria and those of the federal Express Entry streams to benefit from faster processing of their federal permanent residency application.



**The BC PNP nominated 85  
physicians and 156  
registered nurses and nurse  
practitioners in 2023**

## The Registration Pool and Invitations to Apply (ITAs)

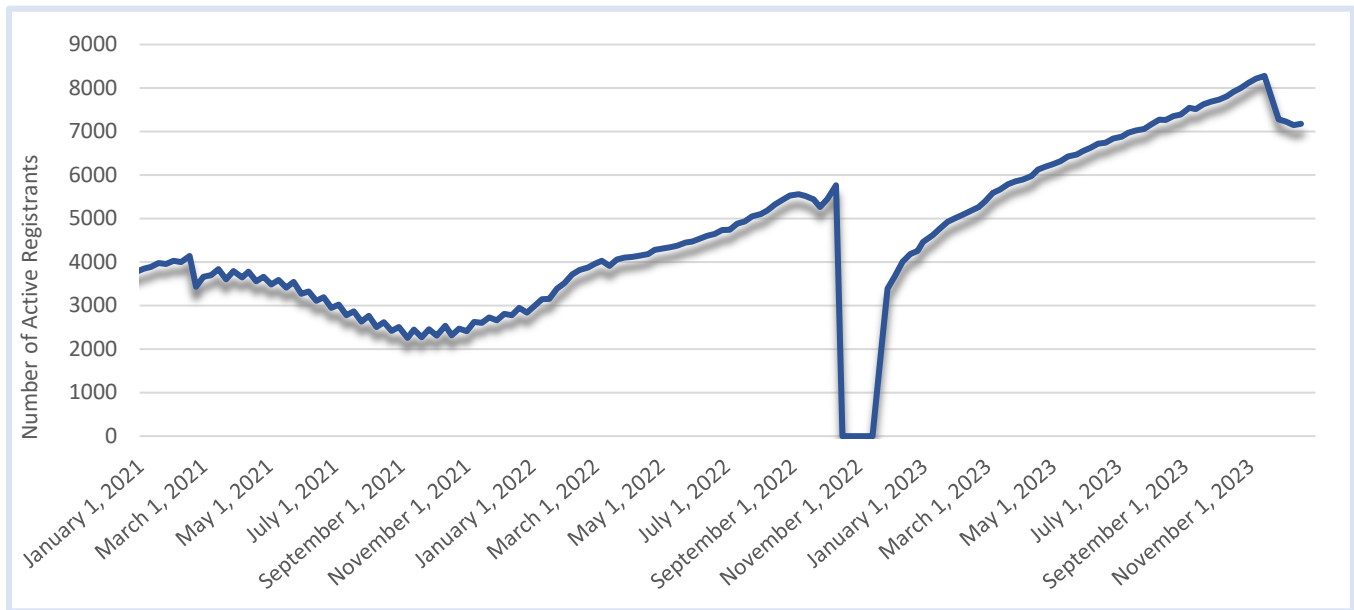
The BC PNP uses an online, points-based expression of interest system to manage application intake for the Skilled Worker, IG and ELSS streams. This system helps prioritize candidates who are a strong match with program criteria. It also helps the BC PNP meet its service standard to process 80 per cent of applications within 3 months.

Prospective applicants first complete a no-fee registration that establishes a point score based on five main factors:

- Level of education
- Experience
- Proficiency in Canada’s official languages
- Hourly wage being offered to them by a B.C. employer
- Job location

After a registration is received, it is automatically scored and placed in a registration pool.

**Chart: Number of active registrations in Skills Immigration pool, 2021-23\***



\* Note that the BC PNP expired all registrations in the pool in October 2022 to facilitate the transition to NOC 2021 and to introduce changes to SI points. The pool reopened on November 16, 2022.

Registrations may remain active in the pool for up to one year. Registrants may choose to withdraw voluntarily at any time. To proceed to the application stage, a registrant must receive an [invitation to apply \(ITA\)](#). The BC PNP periodically conducts draws and issues ITAs to the highest scoring active registrations. Some draws are limited to select, high-priority occupations. Recipients of ITAs have 30 days to apply. The minimum score necessary to receive an invitation fluctuates and is determined by factors that include BC PNP processing capacity, the size of and scores in the registration pool, and the number of nominations allocated to B.C. by the federal government.



\*The number of 2023 ITAs converted to applications is different from the number of applications received in 2023 in streams that require registration. This difference is caused by the fact that some late 2022 ITAs became applications in early 2023, and some late 2023 ITAs became applications in early 2024. Please also note that not all SI applications require registration, so the number of applications that result from ITAs is always smaller than the number of total applications in any given time period. All the numbers above refer exclusively to ITAs that were issued during the 2023 calendar year and to applications that resulted from them.

### Skills Immigration Decisions

The number of nominee application decisions completed in any given year is the most direct statistical indicator of the volume of work done under the BC PNP Skills Immigration streams. Applications received is a less reliable indicator of volume because they may or may not be processed in the same year that they were submitted.

In 2023, the BC PNP made 9,112 decisions on applications to the SI streams. This is a 15.8% increase from 2022, when the BC PNP made 7,868 decisions on SI applications. 8,168 out of the 9,112 decisions in 2023 resulted in a nomination – an approval rate of 89.6%.

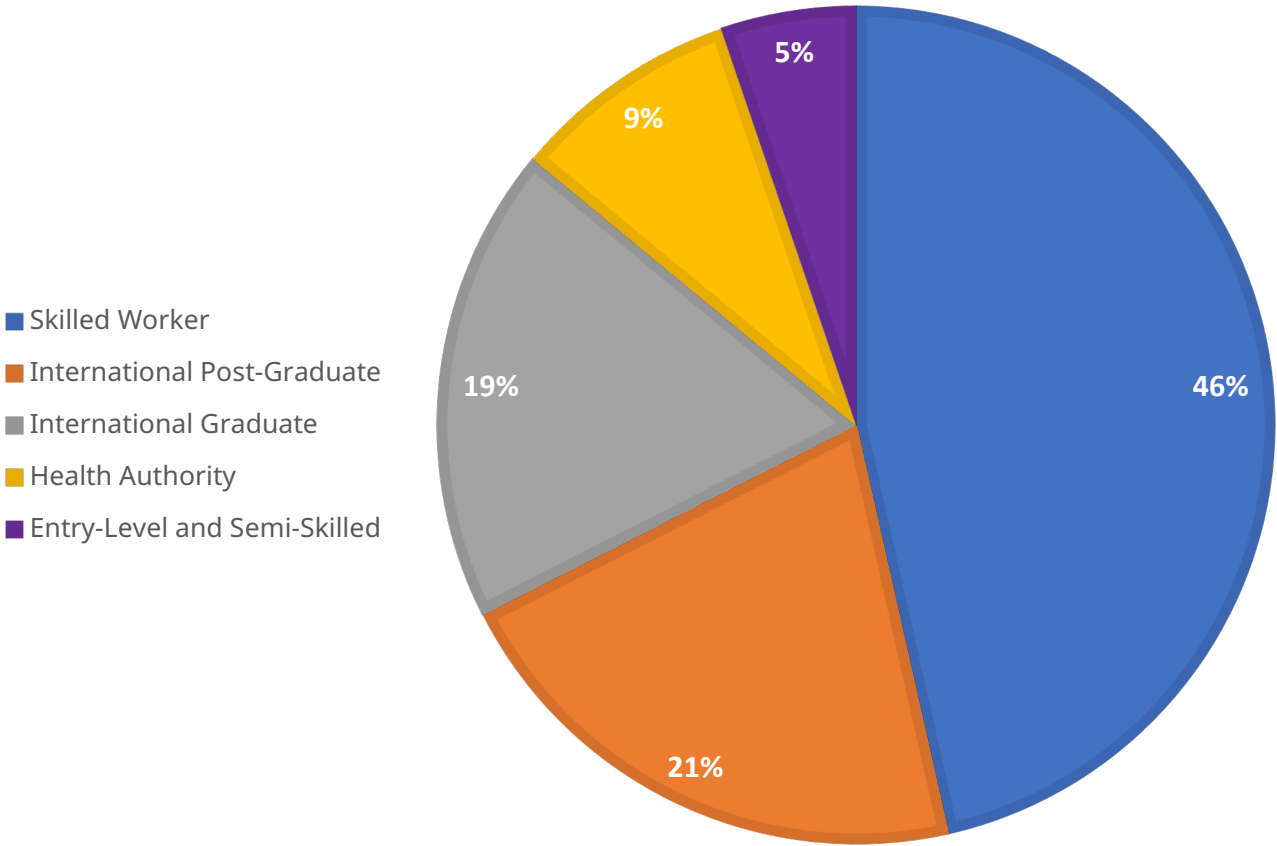


## Nominations

As explained in the section on allocations, IRCC allocates a specific number of nominations to B.C. each year. Typically, the BC PNP uses about 99% of this allocation for its SI streams. In 2023 B.C. received an allocation of 8,200 and used 8,168 of them for SI.

The following chart and table show the overall share of nominations for each stream, as well as a more detailed breakdown.

**Chart: Skills Immigration Nominees in 2023 by Stream**



Total Skills Immigration Nominations			
Stream	2021	2022	2023
Skilled Worker	1,747	1,199	996
Entry Level and Semi-Skilled (ELSS)	768	534	425
International Graduate	375	385	369
International Post-Graduate	501	592	1,055
Health Authority (Healthcare Professional prior to March 2022)	71	106	473
EEBC - Skilled Worker	2,002	2,499	2,800
EEBC - International Graduate	415	1,099	1,140
EEBC - International Post-Graduate	297	468	664
EEBC – Health Authority (Healthcare Professional prior to March 2022)	37	84	246
<b>SI Total</b>	<b>6,213</b>	<b>6,966</b>	<b>8,168</b>

In 2023, 46% of all nominations were under the Skilled Worker stream and 40% of nominations were under the International Graduate and International Post-Graduate streams.

## Strategic Initiatives and Priority Occupations

In recent years, the BC PNP has increasingly prioritized strategically important, high demand occupations.

In 2017, the BC PNP introduced the Tech Pilot, which was designed to help meet the labour market needs of B.C.'s tech industry. The Pilot introduced a “concierge” service for tech employers and targeted draws for workers in specific tech-focused occupations. In May 2021, the BC PNP announced that it would indefinitely continue these measures for tech occupations.

A list of the eligible occupations in engineering, technology, and business support services, along with other information about technology sector prioritization (a.k.a. BC PNP Tech), can be found on our [website](#).

Technology Occupation Nominations			
	2021	2022	2023
<b>Nominees</b>	1,697	2,351	2,490
<b>% of SI Nominees</b>	27.3%	33.6%	30.4%

Technology occupations have grown to account for a large share of the program’s SI nominations. In 2023, technology nominees constituted about 30% of all SI nominees. Five of the top 10 occupations nominated in 2023 were tech occupations: software engineers and designers, software developers and programmers, computer and information systems managers, graphic designers and illustrators, and information systems specialists.

Building on the effectiveness of prioritizing the technology sector, the program has expanded its use of more specific, targeted rounds of ITAs to support workforce needs in health care, early childhood education, and veterinary care. The following table shows how many SI nominees work in health occupations, with a breakdown that shows how many are employed by one of B.C.’s health authorities and how many work for private health employers. Increased prioritization for health workers led to a 160% increase in the number of health occupation nominees in 2023. These included 85 physicians and 156 registered nurses and nurse practitioners.

<b>Clinical Health Occupation Nominations</b>			
	<b>2021</b>	<b>2022</b>	<b>2023</b>
<b>Working for a Health Authority</b>	106	144	376
<b>Working for Other Employers</b>	66	156	403
<b>Total Nominees</b>	172	300	779
<b>% of SI Nominees</b>	2.8%	4.3%	9.5%

Note that these figures do not reflect all nominees working in the healthcare sector because there are several ways to break down the contribution of the BC PNP to that sector. For example, 343 of the 719 nominees in the Health Authority stream this year work for a health authority but in an occupation that is not classified as a clinical occupation, such as food service workers and cleaners.

<b>Other Priority Access Occupation Nominations</b>			
	<b>2021</b>	<b>2022</b>	<b>2023</b>
<b>Childcare</b>	90	427	842
<b>Veterinary Care</b>	7	28	41
<b>Construction*</b>	N/A	N/A	64

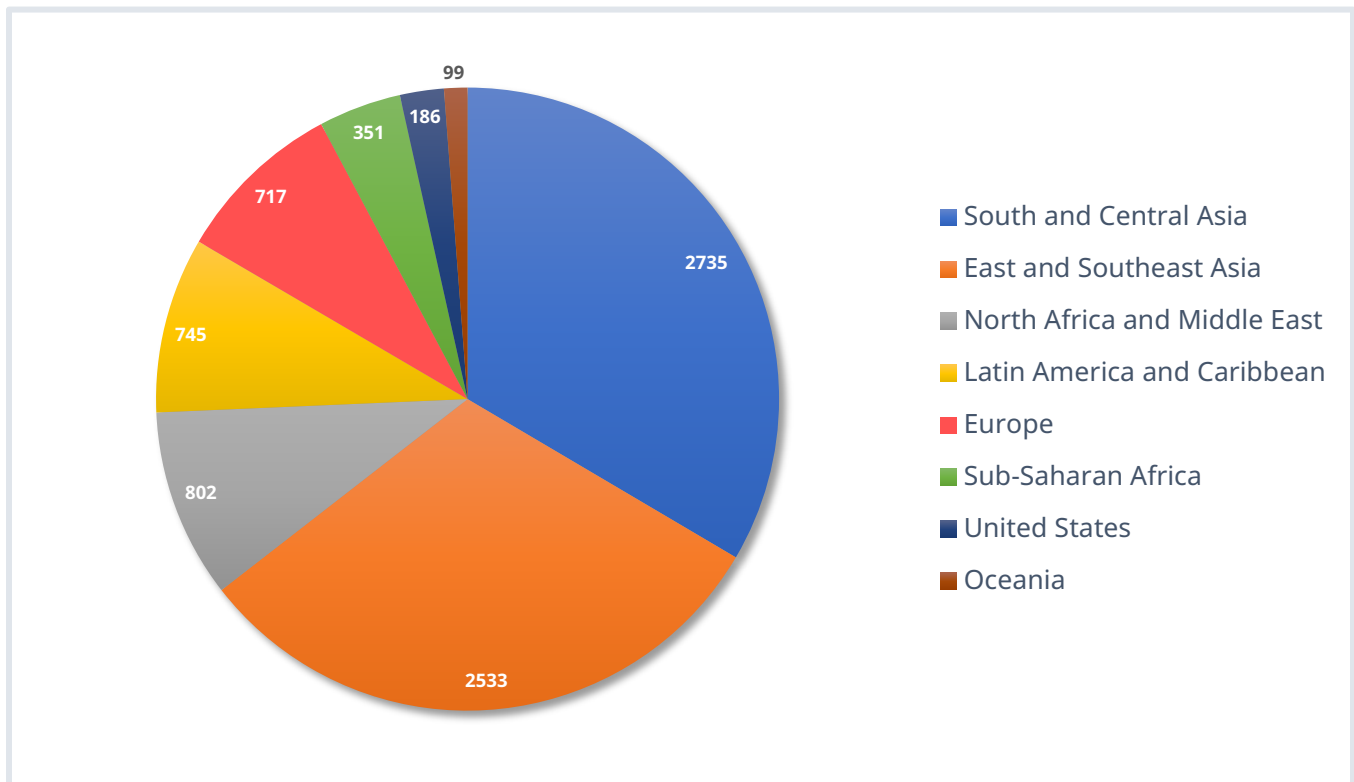
\*Prioritization began in November 2023

More information on results in healthcare and other priority areas can be found in the key performance measures section of this report.

## Geographical Origins of Nominees

Many nominees in the SI streams come from countries in Asia. 64.5% of 2023 nominees came from either South/Central Asia or from East/Southeast Asia. Other regions that contributed significant numbers of nominees include North Africa and Middle East (9.8%) and Latin America/Caribbean (9.1%).

**Chart: Geographical Origins of 2023 Skills Immigration Nominees**



Top 5 Individual Source Countries for the SI Streams		
2021	2022	2023
India	India	India
China	China	China
Iran	Iran	Iran
Brazil	South Korea	Philippines
United Kingdom	United Kingdom	Brazil

## Occupations

In 2023, there were some noteworthy shifts in the distribution of SI nominees among the major occupational categories. The natural and applied sciences and related category continued to be the largest group, but the largest gain came from the education, law and social/community/government services category. The main reason for this increase was the BC PNP's prioritization of workers in early childhood education.

The occupational category that saw the second largest gain was health, also because of targeted prioritization measures. It increased from a 3.7% share of 2022 SI nominees to a 7.2% share of 2023 nominees.\*

Occupational Category of SI Nominees	2021	2022	2023
Natural and applied sciences and related	24.6%	30.7%	29.1%
No listed occupation (IPG stream nominees)	12.8%	15.2%	21.0%
Education, law and social/community/government services	4.9%	9.5%	15.0%
Sales and service	14.3%	14.4%	11.0%
Business, finance and administration	16.8%	11.3%	7.7%
Health	2.4%	3.7%	7.2%
Art, culture, recreation and sport	5.0%	5.3%	3.3%
Trades, transport and equipment operators and related	16.4%	8.0%	2.9%
Legislators and senior management	1.1%	1.0%	2.1%
Manufacturing and utilities	1.0%	0.6%	0.3%
Natural resources, agriculture and related production	0.8%	0.3%	0.2%

\*Note that the figure presented here for health differs from healthcare occupation figures presented elsewhere. The reason for the difference is that the BC PNP definition for healthcare occupations includes a slightly different mix of occupations than the categories that are built into the NOC system, which is the basis of the breakdown presented in this section.

## Regional Distribution

This section provides both tables and charts that describe the distribution of Skills Immigration nominees across the province in 2023.

The primary destination for SI nominees is the Mainland/Southwest development region, which received 71% of them in 2023. Most (66% of all SI nominees) went to the Metro Vancouver Regional District. Within that district, the City of Vancouver continued to have the greatest number of nominees, with a 29% share of all SI nominees.

Outside of the Mainland/Southwest region, most SI nominees settled in either the Vancouver Island/Coast region (including cities such as Victoria and Nanaimo) or the Thompson/Okanagan region (including Kamloops and Kelowna). Overall, seven out of the province’s eight development regions saw their number of nominees increase from 2022 to 2023.

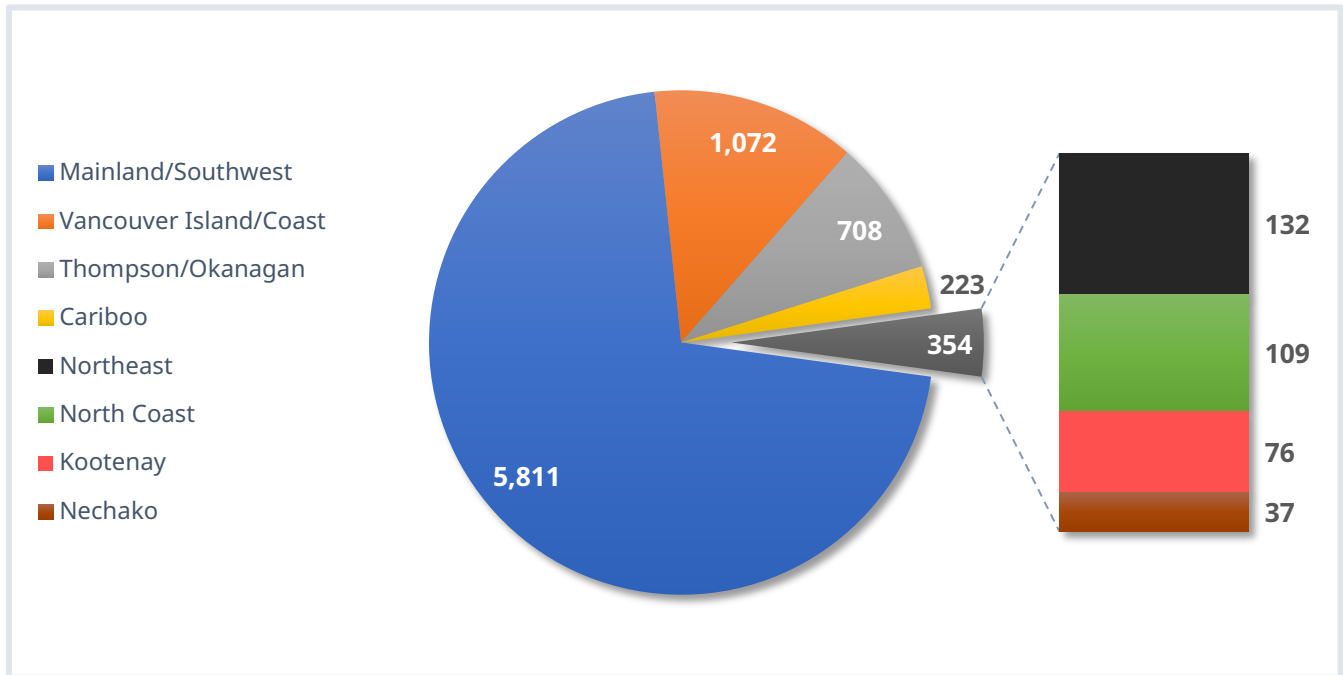
**Table: 2023 SI Nominees by Development Region and by Stream**

Development Region	ELSS	HA	Students	SW	Total	%
Cariboo	51	32	93	47	<b>223</b>	2.7%
Kootenay	17	6	19	34	<b>76</b>	0.9%
Mainland/Southwest	142	419	2441	2809	<b>5811</b>	71.1%
Nechako	8	5	7	17	<b>37</b>	0.5%
North Coast	11	28	32	38	<b>109</b>	1.3%
Northeast	44	22	30	36	<b>132</b>	1.6%
Thompson/Okanagan	67	78	282	281	<b>708</b>	8.7%
Vancouver Island/Coast	85	129	324	534	<b>1072</b>	13.1%
<b>Total</b>	<b>425</b>	<b>719</b>	<b>3228</b>	<b>3796</b>	<b>8168</b>	100.0%
%	5.2%	8.8%	39.5%	46.5%	100.0%	

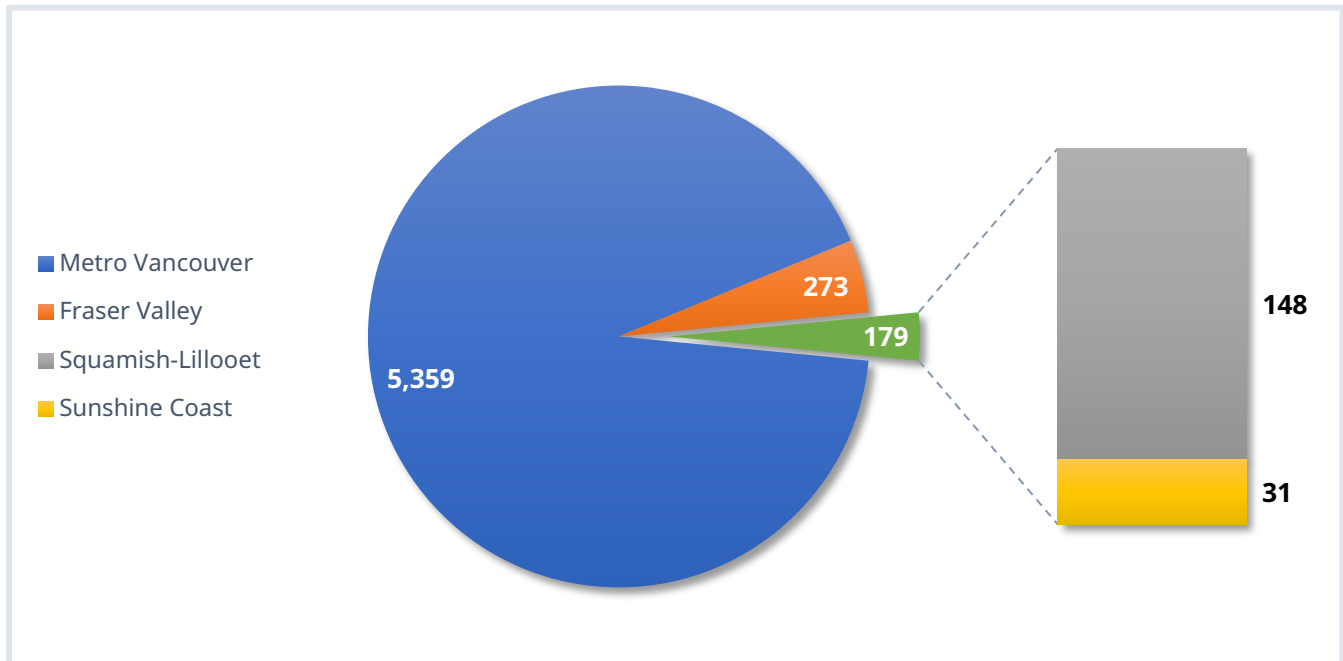
\*Note that in this context, “Health” means nominees in the Health Authority stream. It does not include all workers in healthcare occupations. “Students” refers to both the International Graduate and International Post-Graduate streams, as nominee numbers for some development regions are too small to be reported separately for these streams.

The next three charts place a sharper focus on how the Mainland/Southwest region and the Metro Vancouver Regional District nominees can be further broken down.

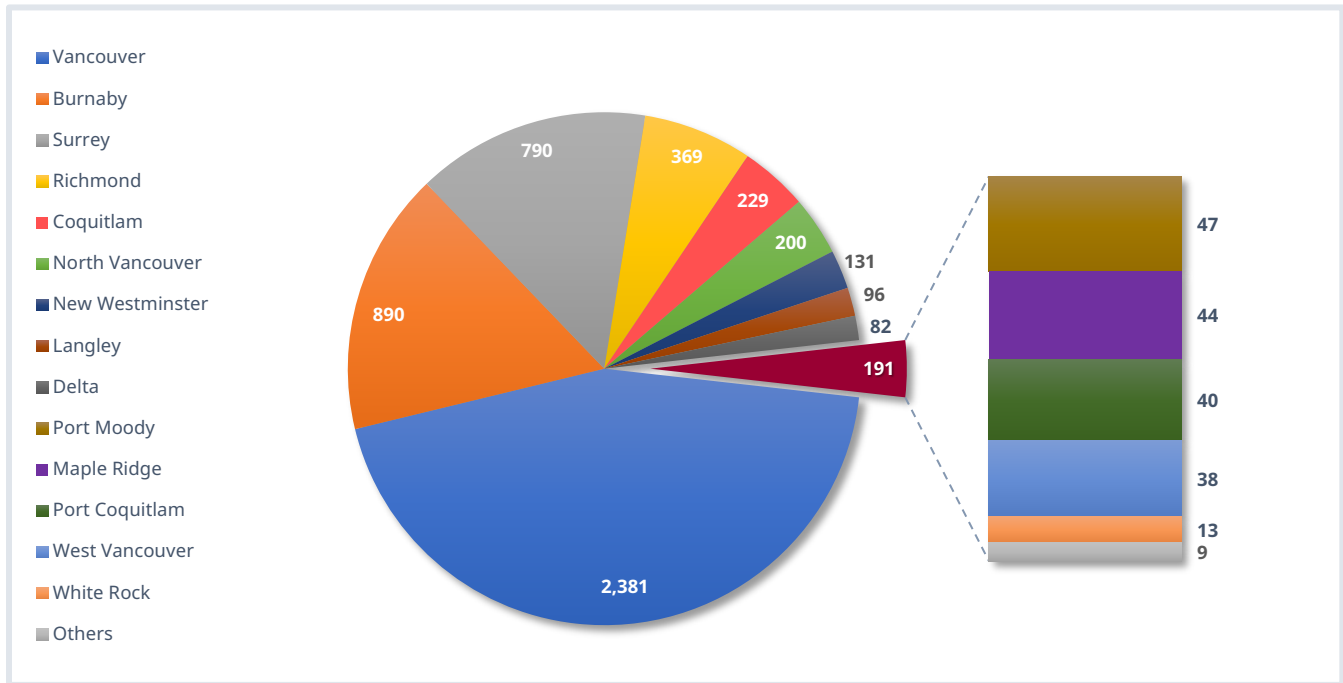
**Chart: 2023 Skills Immigration Nominees by Development Region**



**Chart: 2023 Skills Immigration Nominees per Regional District in the Mainland/Southwest Development Region**



**Chart: 2023 Metro Vancouver Regional District Skills Immigration Nominees by Municipality**



## Salary

Salary information about 2023 SI nominees can be seen in the table below.<sup>1</sup> Both average and median salary data is included, although the median data gives the most accurate indication of what the typical salaries are for each category.

Stream of Nominee	Average 2023 Salary	Median 2023 Salary
Skilled Worker	\$92,208	\$81,120
International Graduate	\$61,128	\$54,000
Entry Level and Semi-Skilled	\$42,652	\$37,450
Health Authority	\$94,043	\$64,701

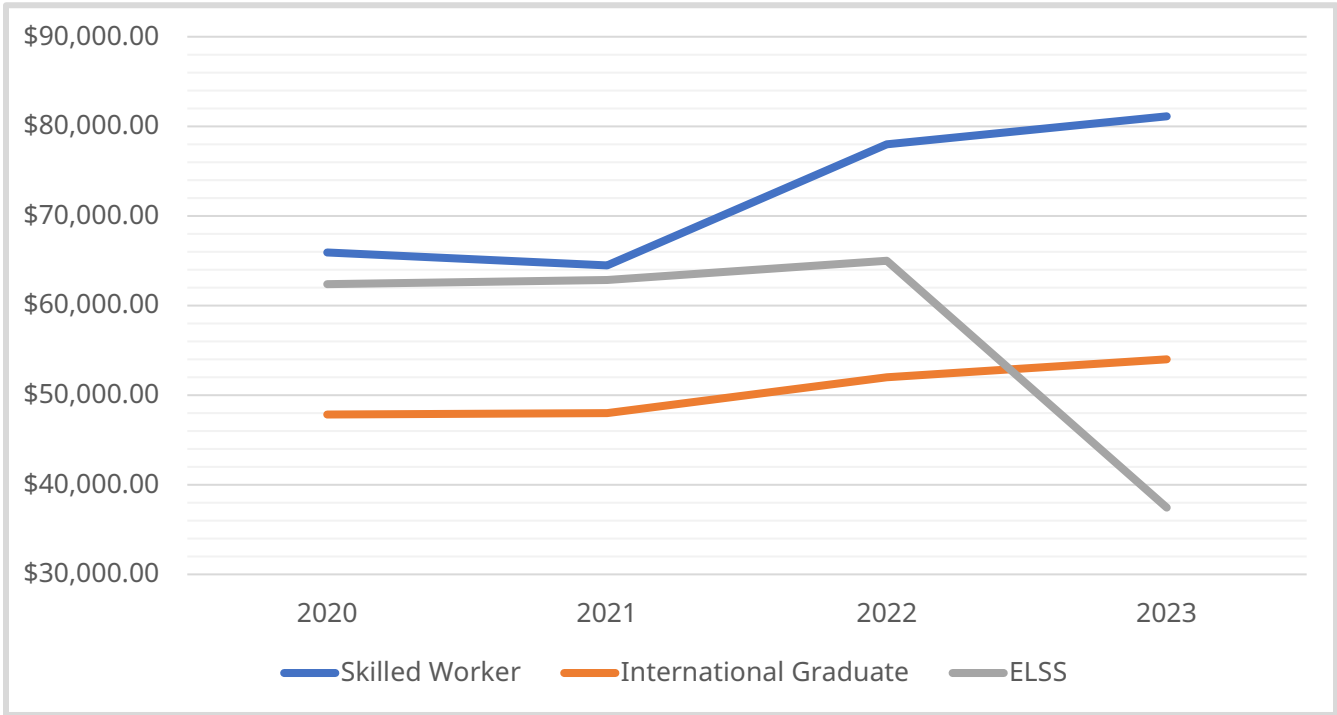
As the next two charts illustrate, SI nominee salaries have generally risen in recent years. In 2023, there were moderate increases in the salaries of Skilled Worker and International Graduate nominees. However, there was a significant decrease in the salaries for the Entry Level and Semi-

<sup>1</sup> For salary calculations, International Post-Graduates have been excluded because no job offer is required and the BC PNP therefore does not receive salary information from all nominees in that stream. Average salaries are determined by dividing the sum of all the salaries by the total number of salary earners. Median salary data is found by identifying the middle number in the sequence of salary numbers when it is ordered from lowest to highest (or vice versa).



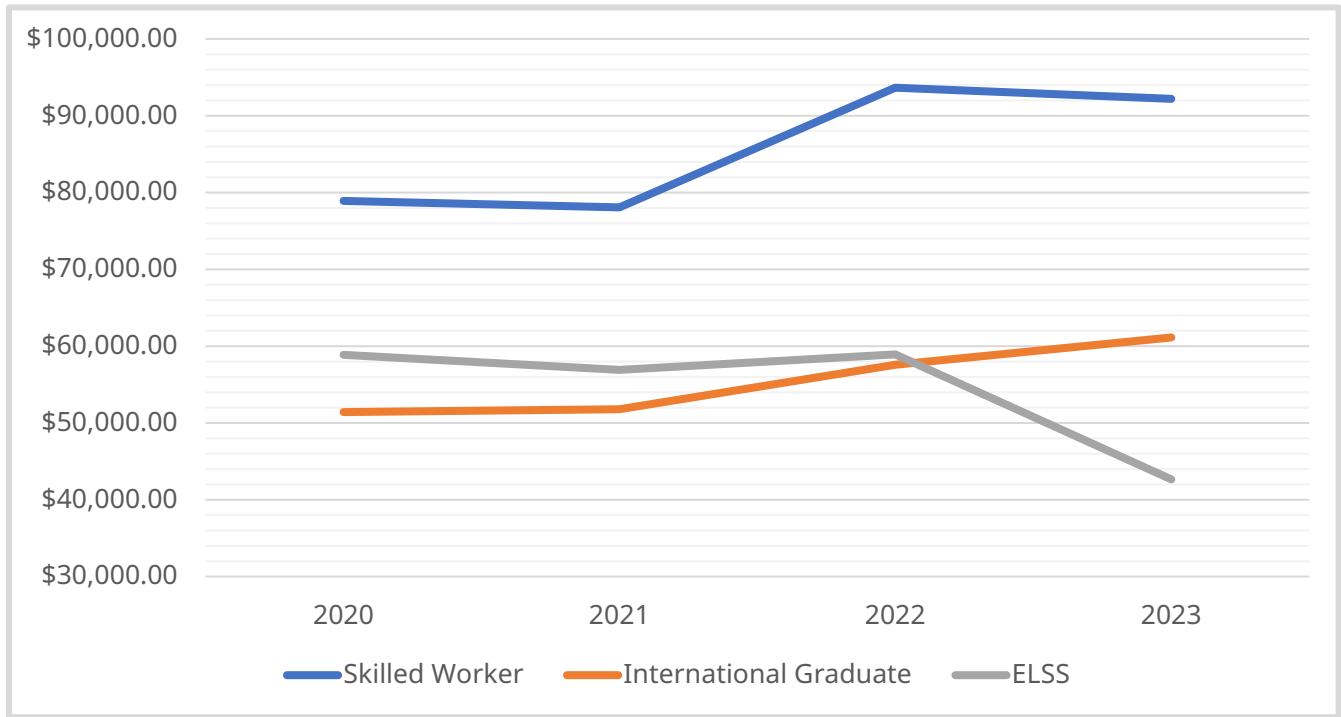
Skilled stream. This change was not caused by decreases in the salaries paid to any individual occupations. It is because long-haul truck drivers (an unusually well-paid occupation relative to most ELSS occupations) were moved to the Skilled Worker stream in the transition from the NOC 2016 to NOC 2021 system of describing occupations, which occurred in November 2022. The occupations that remain in the stream did not experience a significant decrease in salary.

**Chart: Median Salaries in Major Skills Immigration Streams, 2020-23**



**Skilled Worker nominees had a median salary of \$81,120 in 2023**

**Chart: Average Salaries in Major Skills Immigration Streams, 2020-23**



The Health Authority stream is not included in these multi-year charts because it has only existed in its current form since March 2022.



To attract experienced entrepreneurs who will own and actively manage a business in B.C.

# ENTREPRENEUR IMMIGRATION

## Entrepreneur Immigration (EI)

Entrepreneur Immigration is designed to target experienced entrepreneurs who can support innovation and economic growth in the province. It has three streams:

- Base
- Regional
- Strategic Projects

The EI selection process has several steps. If an entrepreneur's business proposal is approved, the Province supports their application for a federal work permit that allows them (and their dependants) to come to B.C. as a temporary resident to implement their business plan. The entrepreneur then has up to 20 months to establish their business and become eligible for nomination.

The Base stream allows foreign entrepreneurs to propose a new business or purchase an existing business anywhere in British Columbia.

The BC PNP launched the EI Regional Pilot in March 2019. The Regional Pilot is limited to smaller communities that are not located within 30 km of a major center (population 75,000 or more). Unlike the Base stream, which does not directly involve communities, the Regional Pilot stream is delivered in collaboration with participating communities, with an applicant selection process that supports their specific economic development needs. In March 2021, the Province extended the Pilot for an additional three years. This new phase of the Pilot included new participating communities and minor adjustments to eligibility criteria. In March 2024, the Regional Pilot began its transition into the Regional stream that will be an ongoing part of the BC PNP.

The Strategic Projects stream is designed for foreign corporations that have identified strategic investment opportunities in B.C. to establish operations that are integral to the growth and expansion of their core business. It enables foreign corporations to permanently transfer key staff with specialized corporate knowledge and expertise to their operation in British Columbia. The number of prospective applicants who meet the criteria for this stream is small, so their statistics are only captured in the aggregate totals for the EI streams.

## Registration, Qualification, and ITAs

All EI streams require registration. Qualified registrants may remain in the pool for up to six months. Periodically, invitations to apply (ITAs) are issued to the highest scoring registrations. Draws for each stream are conducted separately and at different scores.

### ***EI Base registrations submitted in 2023:***



Registration for the Base stream is open to any interested entrepreneurs who meet the criteria for the stream.

In 2023, 52% of registrants in this stream were assessed as qualified and entered the pool. This percentage is significantly larger than the 36% that were assessed as qualified in 2022. This increase is likely because of criteria changes made to the Base stream in July 2021, which have had the effect of raising the overall quality of the registrant pool.

Another important effect of these changes is that they have greatly increased the percentage of registrations that go on to receive an invitation. The percentage of all Base registrations that received an ITA rose from a pre-change baseline of 21% in 2021 to 52% in 2023.

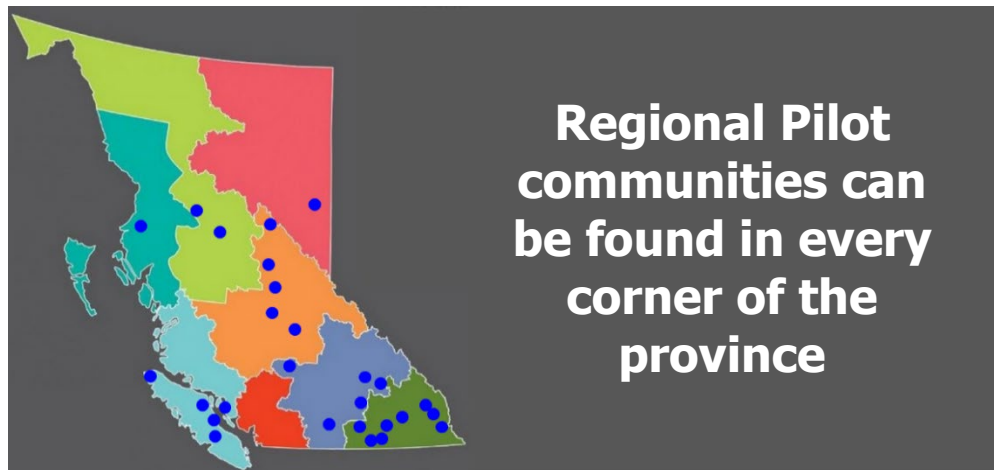
With these changes, the Base stream is now prompter when it comes to offering a clear resolution to all registrants, as they are either declined or receive an ITA in a short period of time. Before the 2022 changes, many Base stream registrants would remain in the pool for up to six months without receiving an ITA.

**EI Regional Pilot registrations submitted in 2023:**



To register for the Regional Pilot, an entrepreneur must have a referral from one of the [participating communities](#). In 2023, the BC PNP received 13 registrations for the Regional Pilot. Almost all (92%) of these registrants went on to receive an ITA.

There was a decrease in Regional Pilot registrations (down from 24 in 2022) as the stream was nearing the end of its pilot phase. Once the stream has fully transitioned into an ongoing part of the program and entrepreneurs are aware that it will continue to be available, there may be a resulting increase in registration volume.



## Application Intake

EI Applications	2021	2022	2023
<b>EI-Base</b>	46*	24*	32
<b>EI-Regional Pilot</b>	11**	14	12
<b>Key Staff</b>	0	3	0
<b>Total</b>	<b>57</b>	<b>41</b>	<b>44</b>

\*Note that applications were limited because EI-Base registration was closed between July 2021 and July 2022

\*\*Regional Pilot had minimal intake during the transition period between Phase 1 and Phase 2 (April to November 2021)

There are three different types of EI applications, each of which is listed separately in the table above. In 2023, overall application volume was similar to the previous year.

Key Staff applications are for key personnel who are attached to a Strategic Projects application, or to an EI-Base application that registered prior to January 29, 2020. On that date, the EI-Base stream was adjusted to no longer allow applicants to include additional key staff in their applications.

**EI nominees in 2023  
created 45 new jobs  
and invested more  
than \$22.6 million**



## Work Permit Stage Processing

If approved by the Province, applicant entrepreneurs receive a work permit support letter from the BC PNP that they can submit as part of their federal work permit application. They also sign a performance agreement customized to their business proposal that outlines the terms that must be met (such as residency, investment amounts, jobs created, etc.) when they come to operate a business in British Columbia. Entrepreneurs are expected to arrive in their B.C. community within 12 months of signing their performance agreements and then have up to 20 months to establish their businesses before they become eligible for nomination.

Entrepreneurs Approved at the Work Permit Stage			
Year	2021	2022	2023
Work Permit Stage Approvals	81	38	31

Of the 31 entrepreneurs approved at the work permit stage in 2023:

- 20 were for entrepreneurs in the Base stream
- 11 were for entrepreneurs in the Regional Pilot

## Nomination Stage

In 2023, the BC PNP nominated 32 entrepreneurs for permanent residency through its EI streams, which is a similar volume to the 34 nominees in 2022. Most of them applied through the EI-Base stream. Because the Regional Pilot was only launched in March 2019, entrepreneurs in that stream have only recently begun to complete the business establishment stage and become eligible for nomination. The BC PNP made its first nominations of Regional Pilot applicants in late 2021 and has nominated a total of 11 entrepreneurs through the Pilot up to the end of 2023.

EI Nominations			
Year	2021	2022	2023
Nominees	38	34	32

The 32 nominated entrepreneurs in the BC PNP's 2023 cohort provided British Columbia with 45 new jobs and contributed more than \$22.6 million in total personal investment.



Because of the small number of EI nominees, it is not possible to provide useful, complete breakdowns of data on the geographical origins of entrepreneurs or their destinations in British Columbia. However, the following highlights can be shared:

- China was the most common country of origin, but has decreased significantly over the past two years, having made up half of nominees in 2021 and only about a quarter of nominees in 2023
- Iran continued to have a strong presence as a country of origin, with almost a quarter of the total
- India saw the largest increase as a country of origin, moving up from negligible numbers in previous years to almost 20% in 2023
- As was the case in other recent years, nominated entrepreneurs were split roughly evenly between the Mainland/Southwest Development Region and the rest of the province
- 62% of nominees settled outside of Metro Vancouver

BC Provincial Nominee Program

450-605 Robson Street

Vancouver, BC V6B 5J3 Canada

[PNPinfo@gov.bc.ca](mailto:PNPinfo@gov.bc.ca)

Website: [www.WelcomeBC.ca/PNP](http://www.WelcomeBC.ca/PNP)

The central office of the BC Provincial Nominee Program is located on the territory of the Squamish, Musqueam, and Tsleil-Waututh peoples, who have been stewards of this area for many generations.